

## Evaluation Media Design Of Maharah Kitabah Learning Through "Sekolahku" Web At Al Hikmah Boarding School High School Batu

Abdul Muhith<sup>1</sup>, Harits Ibadurrahman<sup>2</sup>, Nur Hasaniyah<sup>3</sup>

Universitas Islam Negeri Maulana Malik Ibrahim Malang<sup>1,2,3,4</sup>

Email: [220104210092@uin-malang.ac.id](mailto:220104210092@uin-malang.ac.id)<sup>1</sup>, [220104210007@uin-malang.ac.id](mailto:220104210007@uin-malang.ac.id)<sup>2</sup>, [hasaniyah@bsa.uin-malang.ac.id](mailto:hasaniyah@bsa.uin-malang.ac.id)<sup>3</sup>

---

**Abstract:** *The absence of students during the evaluation period is due to various factors and reasons such as going to Umrah worship with family, returning home due to illness (skorsing), suspension due to violations, etc. while students must still get learning facilities even though they are not in the school environment. This study aims to determine the Web used as a medium for evaluating maharah kitabah learning at Al Hikmah Boarding School High School Batu. The approach used in this study is a qualitative approach with the Miles and Huberman model, and the data collection techniques used are observation, interviews, and documentation. For data validity, researchers use the data source triangulation method. The results showed that the Web used as a medium for evaluating maharah kitabah learning at Al Hikmah Boarding School High School Batu was the "Sekolahku" web as a solution to solve the problem of student absenteeism during the learning evaluation.*

---

**Keywords:** *Sekolahku, Evaluation Media, Maharah Kitabah*

---

### INTRODUCTION

A teaching is a relatively fixed change in behavior and is the result of repeated practice. In the learning process there are two main activities, namely learning that must be done by students and teaching carried out by teachers whose direction of these two activities is to achieve predetermined goals in the form of learning outcomes both cognitive, affective, and psychomotor (Sukiman, 2012).

In a free interview conducted by researchers with the Vice Principal for Curriculum (Waka. Kur.) at Al Hikmah Boarding School High School Batu resulted in the result that SMA Al Hikmah Boarding School Batu is one of the formal institutions under the auspices of the Ministry of Education and Culture (Kemendikbud) of the Republic of Indonesia which requires compulsory learning for students, one of which is Arabic language learning. In the learning offered and carried out at Al Hikmah Boarding School High School Batu covers all dimensions of Arabic language expertise, namely Istima', Kalam, Qiro'ah, and Kitabah. Then in observations made by researchers related to the learning system applied in this one institution is the Hybrid learning system, which is a

learning system that requires students to use online media as a learning media, but still carried out offline (face-to-face offline) in class. Or it can be interpreted easily as learning that is carried out on a double side, namely online and offline simultaneously. It is also mentioned that *hybrid* learning or *blended* learning is a combination of traditional and electronic learning as web-based learning, video streaming, synchronous and asynchronous audio communication through traditional or face-to-face learning (Amalia, 2019). With the evaluation media that has been revealed by this researcher, researchers capture that the media used is digital media. So, it is necessary that all of it must be supported by adequate facilities, and Al Hikmah Boarding School High School Batu has solved the problem of these facilities.

The term *hybrid* learning or often also referred to as *blended* learning is a combination of face-to-face learning with online learning (J., 2004). Al Hikmah Boarding School High School Batu has implemented this learning system since the beginning of the establishment of the institution with the aim to continue to facilitate students in every learning wherever they live. This is based on the number of permits for students in the active learning period, including performing Umrah, the large number of children who are *suspended* related to violations, and other agendas outside the school environment, while they must continue to get good educational services.

## **METHOD**

In this study, researchers used qualitative methods. The location used by the researcher in this study is Al Hikmah Boarding School High School Batu with the object of research is the "Sekolahku" web which is used by the institution as a medium for evaluating maharah *Kitabah* learning. The data collection methods used by researchers in this study are observation, interviews, documentation (Mason, 2002). In order to get valid data, researchers use triangulation of data sources. The data analysis techniques used by researchers in this study are descriptive analysis techniques with the Miles and Huberman model, namely *reduction data*, *display data*, and *conclusion drawing/verification* (Thalib, 2022).

## **RESULT AND DISCUSSIONS**

In the implementation of the Hybrid learning process, various platforms or Webs are needed that suit the needs of a teacher and student. This is due to the type of online-based learning system that is expected to facilitate the learning process, and maintain and even increase the effectiveness of the learning in many circumstances that do not allow students to get learning facilities. Therefore, researchers feel the need for discussion of several sub-sections as follows:

### **1. Media Evaluasi Pembelajaran Maharah Kitabah**

The word media comes from Latin and is the plural form of the word "medium" which literally means "intermediary" or "introduction" (Sadiman, 2015). From this understanding, it can be taken to understand that learning media is an intermediary tool in learning. Learning can be both hardware and software. Hardware is a tool that can deliver messages such as Over Head, Projector, radio, television, and so on. While software is the content of programs that contain messages such as information contained in books or other printed materials, in the material presented in the form of charts, graphs, diagrams, and so on (Sanjaya, 2017).

Must evaluate (*evaluation*) refers to a process to determine the value of a particular activity (W.S., 2004). Evaluation of learning outcomes achieved by students and teaching and learning processes contains an assessment of learning outcomes or learning processes, until how far both can be assessed as good (Sulthon & Khusnuridlo, 2006). Evaluation activities are preceded by assessment, and assessment activities are preceded by measurement (Fachri, 2006). Assessment activities carried out at the end of the lesson chapter are usually referred to as Daily Assessment (PH). In addition, assessments are also carried out in every midterm and end of the semester. In accordance with this understanding, every evaluation or assessment activity is a process that is deliberately planned to obtain information or data based on the data and then try to make a decision (Purwanto, 1994). While learning evaluation media is a means or tool used by operators or someone to evaluate a particular learning.

Writing is an activity that has a close relationship with the thinking process and expression skills in the form of writing (Amalia, 2019). Wildana Wargadinata, a lecturer of the Arabic Language and Literature Study Program

(BSA) UIN Maulana Malik Ibrahim Malang, said that writing skills (*maharah al-kitabah*) are the highest of the four language skills. Followed by (Hermawan, 2011) who stated that writing skills (*maharah al-kitabah / writing skills*) are the ability to describe or express the contents of thoughts, ranging from simple aspects such as writing words to complex aspects, namely composing.

In the evaluation of *maharah kitabah* learning itself, there are so many kinds of digital media that can be used, one of which is "Quizizz", "Kahoot", "Google Classroom", "Sekolahku", etc. However, according to the data obtained by researchers in a series of observation and interview activities, it was revealed that Al Hikmah Boarding School High School Batu used the "Sekolahku" Web media as a means or medium used to do evaluation of *maharah kitabah* learning.

## **2. "Sekolahku" Web**

The "Sekolahku" Web is a formal Web of a certain institution processed by the school admin appointed by the principal and only registered employees can enter the web due to the account that must be used. From the results of observations made by researchers at Al Hikmah Boarding School High School Batu obtained the results that the institution used an online-based Web in the form of the "Sekolahku" web in learning *maharah Kitabah*. As a learning medium, this media is also used by institutions to be an evaluation medium for learning. Because this media is in the form of an web, it is automatically associated with digital or online media teams. Online learning applies the concept of distance learning using information and telecommunications technology, for example such as the internet, television, radio and video broadcasting or audio *conferencing*.

This "Sekolahku" web can also be accessed and created by and for certain institutions. Like other evaluator webs, "Sekolahku" offers several fairly complete features related to achieving the online learning process effectively, from the presentation of learning materials to the evaluation stage. The offer given to evaluate in the "Sekolahku" Web can be in the form of tests as usual, or survey mode. Then related to the Web, it is known from the results of observations and interviews that freely produce two different functional Webs: 1) web for teachers, and 2) web for student. In the web "My School" there is a central site for designing curriculum, setting learning materials, setting learning indicators, grade entries, main pages of news related to agencies, etc., and there are two different

pages or site addresses, namely: 1) E-Learning pages that are used as homepages for all learning activities on the web, such as Learning Modules, Exam Schedules, Academic Calendars, Intensive Activities, etc., 2) The LMS page is used as a question making tool and in it there is a Question Bank which contains all questions that have been made by the programmer/teacher to be subsequently included in the E-Learning page.

## Operational of Web

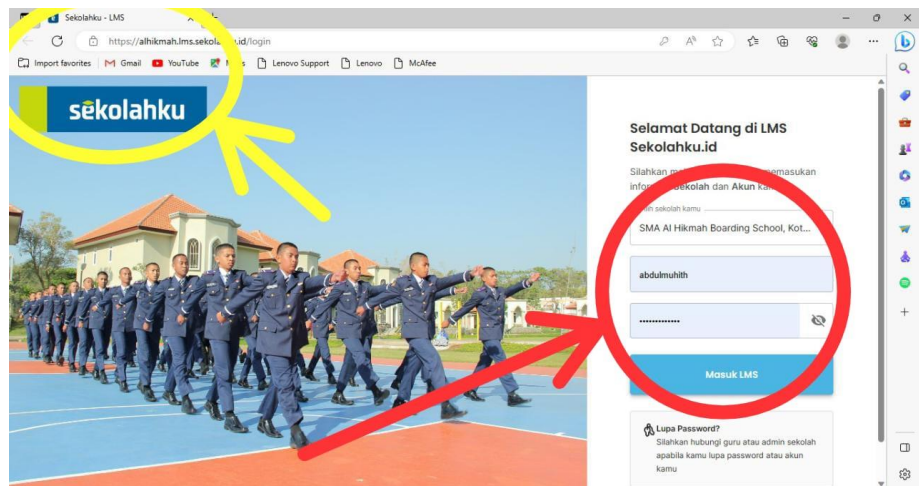


Image 1.

The first step in operating the "Sekolahku" web is to create questions for learning evaluation by going to the specified LMS web address (yellow circle), then log-in first to the web using the Account ID and Password (red circle) that has been registered by the school Admin at the behest of the Principal.

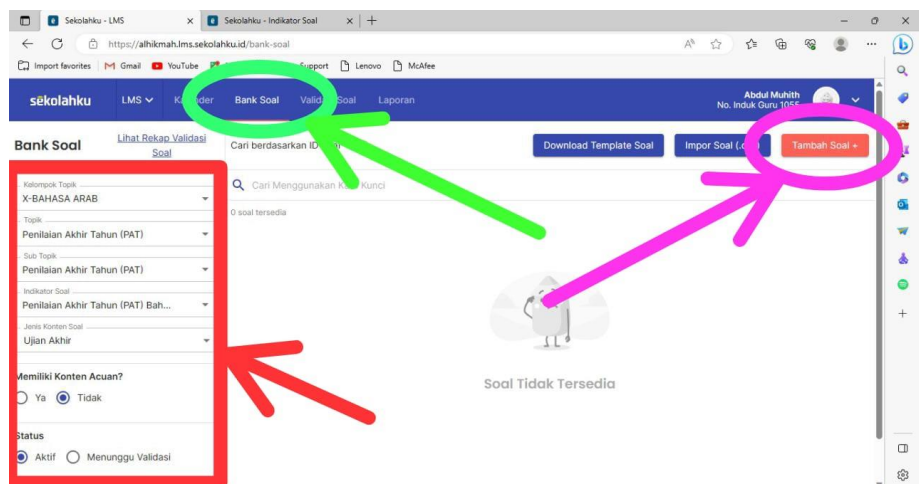


Image 2.

After entering the LMS page, the page will be displayed as shown in Image 2. After entering the LMS page, teachers are expected to enter the "Bank Soal" icon for the process of making learning evaluation questions. In the red box, it is explained about the identity of the learning evaluation questions to be made which have previously been formulated on the "Sekolahku" web center page when making learning indicator (indicator: Penilaian Akhir Tahun (PAT)). To step into making questions, the teacher is expected to press the "Tambah Soal +" icon according to the pointed out by the arrow and purple circle.

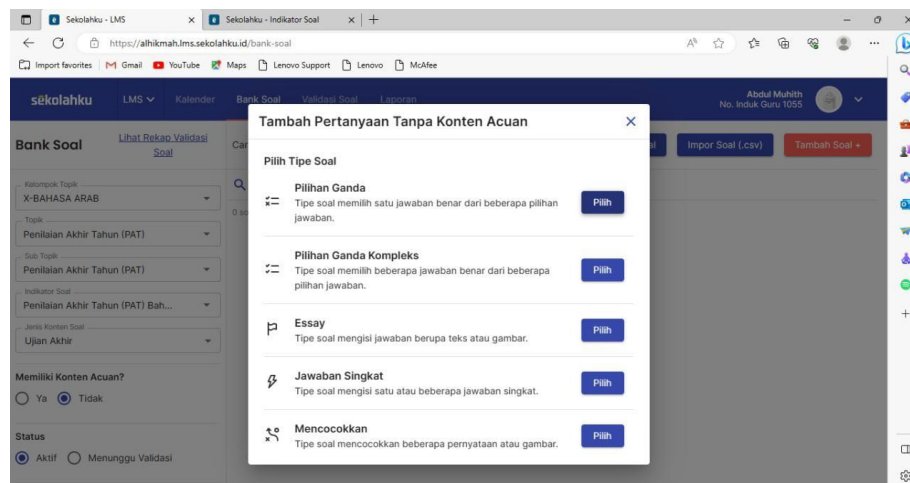


Image 3.

After pressing the "Tambah Soal +" icon, several kinds of question forms will be displayed to be made, such as: *Pilihan Ganda*, *Pilihan Ganda Kompleks* (multiple choice with more than one answer), *Essay*, *Jawaban Singkat* (essays with one-word answers), and *Mencocokkan* (Matching Questions).

Then, each question will be given two types of questions, namely: 1) Problems Using Reference Content, in which case it is possible for a teacher to enter reference content related to the question such as video, audio, or pdf files, and 2) Questions Without Reference Content, in which case a teacher really makes questions like ordinary questions that only contain designed questions and answer choices.

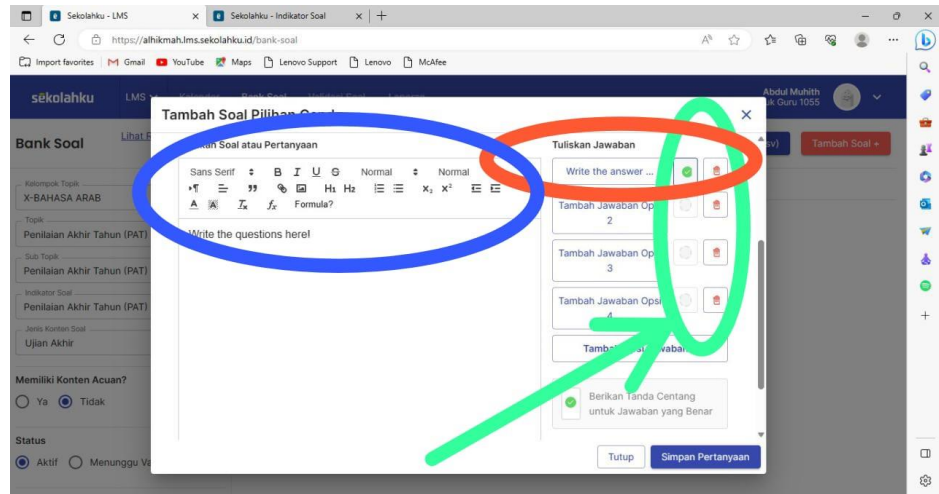


Image 4.

On this page, the teacher starts creating questions with the selected question type (Pilihan Ganda, Pilihan Ganda Kompleks, Essay, Jawaban Singkat, or Mencocokkan) and writes answers (red circle) and determines the answer (green circle), then the blue circle indicates some optional features of writing settings. After the question is created, the next step is to press the "Simpan Pertanyaan" icon as the final step for saving in making the question.

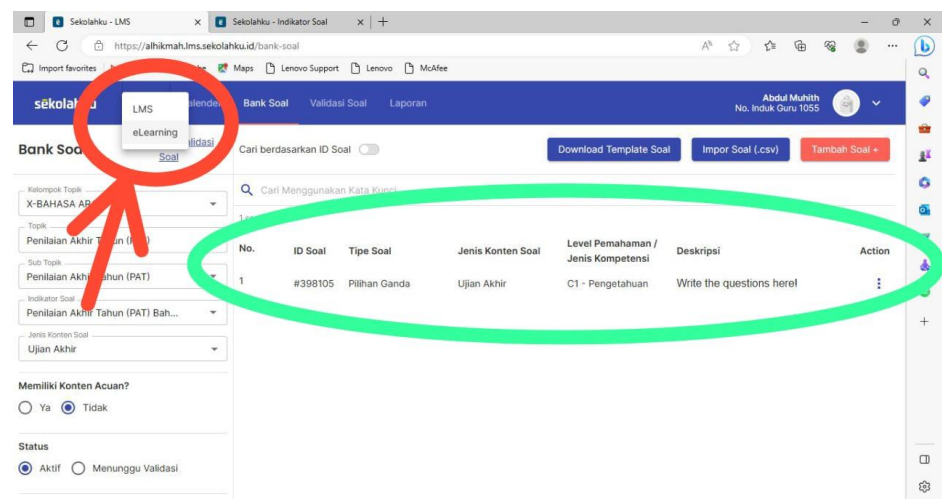


Image 6.

After the question creation is complete and the question has been saved, the question will automatically be listed in the "Bank Soal" right on the previously selected indicator, namely "Penilaian Akhir Tahun (PAT)". Furthermore, teachers are welcome to go to the

"E-Learning" page by pressing the "eLearning" icon according to the direction of the red arrows and circles which later the teacher will be asked again to enter the ID and Password of the "Sekolahku" web account for scheduling online classes and evaluation exams.

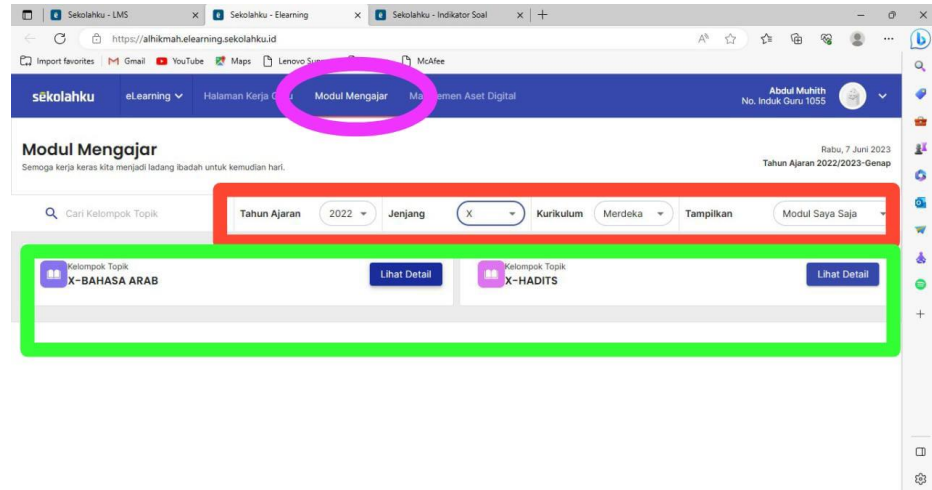


Image 7.

After entering the "eLearning" page, teachers are expected to enter the "Modul Mengajar" page and set up Learning Modules (red boxes) for which later evaluation exams will be scheduled. After setting up the Learning Module, the teacher is asked to choose the Subject for which the evaluation exam will be scheduled (X-BAHASA ARAB).

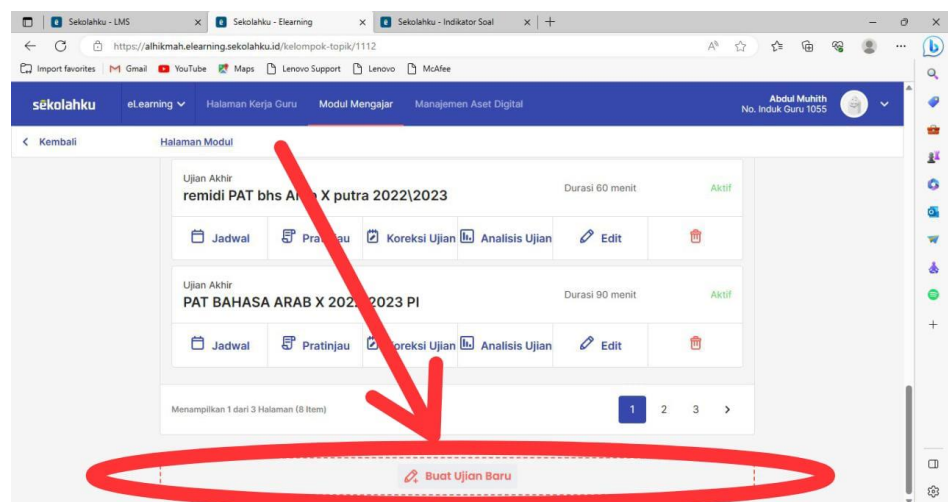
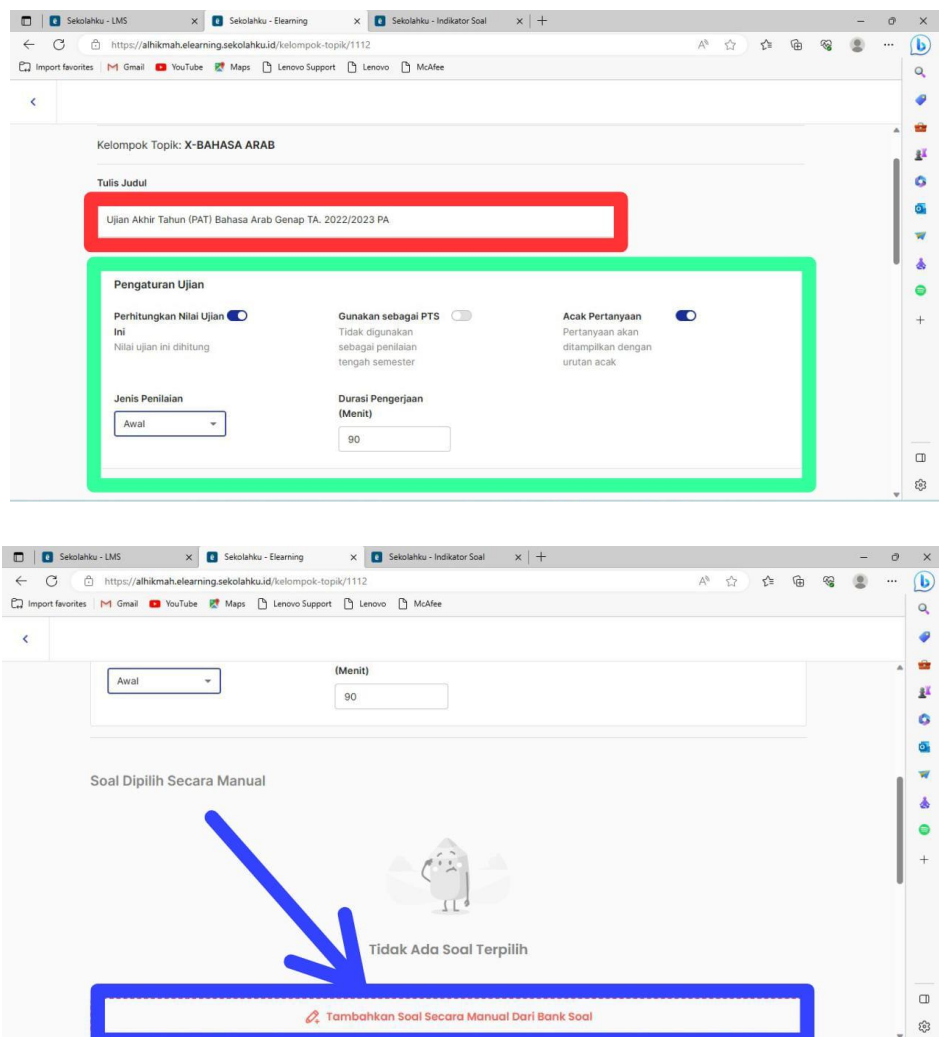


Image 8.



After entering the page according to the Learning Module and Subject selected, the teacher is expected to scroll the page to the lowest limit and then select/press the "Buat Ujian Baru" icon. The teacher will then be directed to the arrangement of making online classes learning evaluation exams. According to the following image 9:



*Image 9.*

During this time, teachers were asked to set the activity title, setting/mechanism for evaluation exams, and adding questions to eLearning from the question bank in the LMS. After setting the evaluation exam mechanism, teachers are expected to add questions that have been created in the "Bank Soal" in the LMS to be included in the online evaluation exam class in eLearning by pressing the

"Tambahkan Soal Secara Manual Dari Bank Soal" icon (according to the blue box directions).

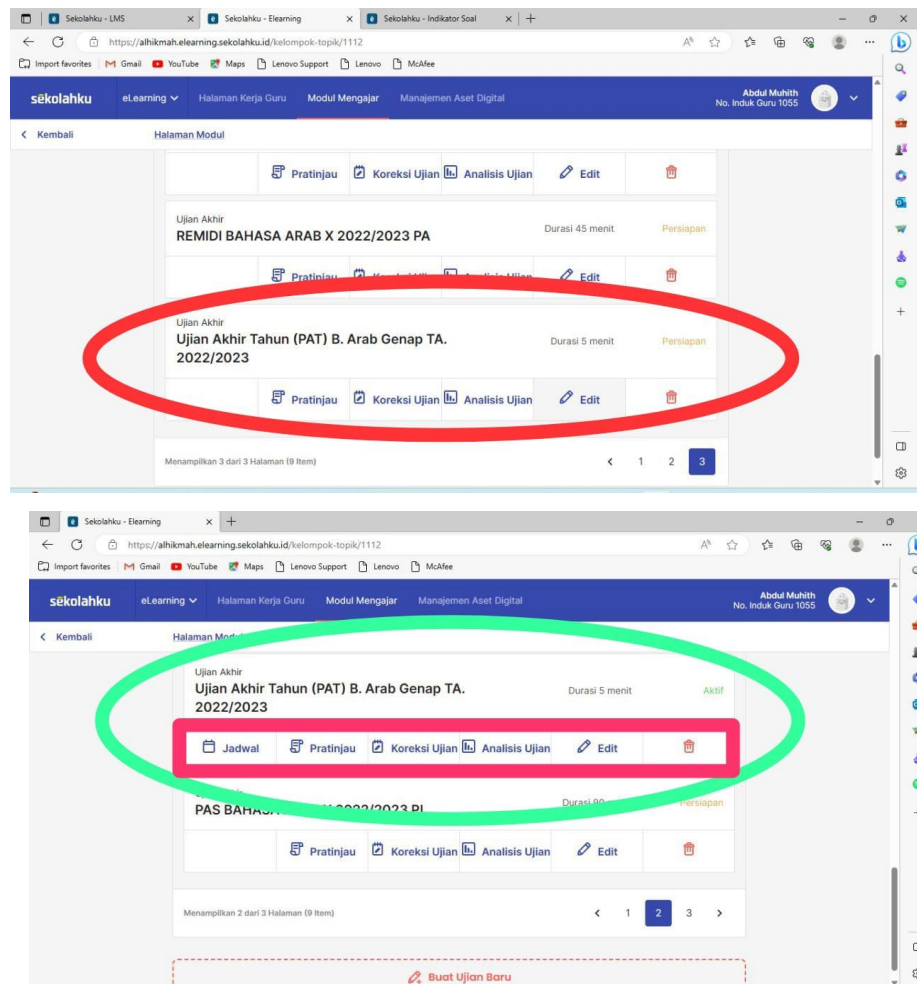


Image 9.

The online learning evaluation class that has been created will automatically appear on the "Teaching Module" page according to the title/name of the online class created in the previous step.

After creating an online class, the teacher goes to the "Edit" menu for class activation which previously had the status of "Preparation". Once activated, an additional menu will appear, namely "Jadwal" (in the second Image 9, in the red box). On this icon, teachers can arrange scheduling for the implementation of learning evaluation exams. The "Pratinjau" icon is used for editing related questions, the "Koreksi" icon is used to correct student work after the learning evaluation exam, the "Analisis Ujian" icon is used to analyze

exam results that have been done by students, and the "Export Exam Results" menu in the form of Exel files for download.

## **CONCLUSION**

In this era that has entered all digitals, it is possible to use learning media that is much more efficient and practical in its use in order to answer so many problems that exist in a learning process that is being carried out. Learning evaluation is a very intimate process in order to carry out further learning with more satisfactory results. With this digital media, it is possible to solve learning problems and evaluate distance learning carried out with a Hybrid system with a focus on facilitating students who are unable to attend offline meetings in the classroom. And then it was found from research conducted by researchers related to one of the media, namely the "Sekolahku" web which was considered feasible to be used as a solution for evaluating maharah kitabah learning at Al Hikmah Boarding School High School Batu with the same problems that have been described in terms of student affairs

## **DAFTAR PUSTAKA**

- Amalia, T. (2019). PENGGUNAAN MEDIA GOOGLE FORM DALAM EVALUASI PEMBELAJARAN BAHASA ARAB MAHARAH KITABAH. *PROSIDING Konferensi Nasional Bahasa Arab Universitas Malang*, 5. <http://prosiding.arab-um.com/index.php/konasbara/article/view/501>
- Fachri, M. (2006). E-Learning Sebagai Alternatif Pembelajaran Modern. *JURNAL PENDIDIKAN INOVATIF*, 2(1).
- Hermawan, A. (2011). *Metodologi Pembelajaran Bahasa Arab*. PT. Remaja Rosdakarya.
- J., B. (2004). *The Blended Learning Book: Best Practices, Proven Methodologies, and Lessons Learned*. San Francisco: Peiffer Publishing.
- Mason, J. (2002). *Qualitative Researching* (2nd ed.). Sage Publications Thousand Oaks.
- Purwanto, M. N. (1994). *Prinsip-Prinsip dan Teknik Evaluasi Pengajaran*. PT. Remaja Rosdakarya.
- Sadiman, A. (2015). *Media Pendidikan Pengertian, Pengembangan dan Pemanfaatannya*. Rajawali.
- Sanjaya, W. (2017). *Perencanaan dan Desain Sistem Pembelajaran*. Kencana.
- Sukiman. (2012). *Pengembangan Sistem Evaluasi*. Insan Madani.

Sulthon, H. M., & Khusnuridlo, Moh. (2006). *Manajemen Pondok Pesantren dala Perspektif Global*. PRESSindo.

Thalib, M. A. (2022). PELATIHAN ANALISIS DATA MODEL MILES DAN HUBERMAN UNTUK RISET AKUNTANSI BUDAYA. *Madani: Jurnal Pengabdian Ilmiah*, 5(1), 23–33. <https://doi.org/10.30603/md.v5i1.2581>

W.S., W. (2004). *Psikologi Pengajaran*. Media Abadi.